

International Telecommunication Union

ITU-T

TELECOMMUNICATION
STANDARDIZATION SECTOR
OF ITU

G.984.7

(07/2010)

SERIES G: TRANSMISSION SYSTEMS AND MEDIA,
DIGITAL SYSTEMS AND NETWORKS

Digital sections and digital line system – Optical line
systems for local and access networks

**Gigabit-capable passive optical networks
(GPON): Long reach**

Recommendation ITU-T G.984.7



ITU-T G-SERIES RECOMMENDATIONS
TRANSMISSION SYSTEMS AND MEDIA, DIGITAL SYSTEMS AND NETWORKS

| | |
|--|--------------------|
| INTERNATIONAL TELEPHONE CONNECTIONS AND CIRCUITS | G.100–G.199 |
| GENERAL CHARACTERISTICS COMMON TO ALL ANALOGUE CARRIER-TRANSMISSION SYSTEMS | G.200–G.299 |
| INDIVIDUAL CHARACTERISTICS OF INTERNATIONAL CARRIER TELEPHONE SYSTEMS ON METALLIC LINES | G.300–G.399 |
| GENERAL CHARACTERISTICS OF INTERNATIONAL CARRIER TELEPHONE SYSTEMS ON RADIO-RELAY OR SATELLITE LINKS AND INTERCONNECTION WITH METALLIC LINES | G.400–G.449 |
| COORDINATION OF RADIOTELEPHONY AND LINE TELEPHONY | G.450–G.499 |
| TRANSMISSION MEDIA AND OPTICAL SYSTEMS CHARACTERISTICS | G.600–G.699 |
| DIGITAL TERMINAL EQUIPMENTS | G.700–G.799 |
| DIGITAL NETWORKS | G.800–G.899 |
| DIGITAL SECTIONS AND DIGITAL LINE SYSTEM | G.900–G.999 |
| General | G.900–G.909 |
| Parameters for optical fibre cable systems | G.910–G.919 |
| Digital sections at hierarchical bit rates based on a bit rate of 2048 kbit/s | G.920–G.929 |
| Digital line transmission systems on cable at non-hierarchical bit rates | G.930–G.939 |
| Digital line systems provided by FDM transmission bearers | G.940–G.949 |
| Digital line systems | G.950–G.959 |
| Digital section and digital transmission systems for customer access to ISDN | G.960–G.969 |
| Optical fibre submarine cable systems | G.970–G.979 |
| Optical line systems for local and access networks | G.980–G.989 |
| Access networks | G.990–G.999 |
| MULTIMEDIA QUALITY OF SERVICE AND PERFORMANCE – GENERIC AND USER-RELATED ASPECTS | G.1000–G.1999 |
| TRANSMISSION MEDIA CHARACTERISTICS | G.6000–G.6999 |
| DATA OVER TRANSPORT – GENERIC ASPECTS | G.7000–G.7999 |
| PACKET OVER TRANSPORT ASPECTS | G.8000–G.8999 |
| ACCESS NETWORKS | G.9000–G.9999 |

For further details, please refer to the list of ITU-T Recommendations.

Recommendation ITU-T G.984.7

Gigabit-capable passive optical networks (GPON): Long reach

Summary

Recommendation ITU-T G.984.1 defines the maximum differential distance between any two ONUs on the passive optical network (PON) as 20 km and the GPON logical reach has been defined as 60 km. However, based on practical deployment experience, it has been found that a differential distance of 40 km ranging from 0 to 40 km, 20 to 60 km, or distances in between allows significant flexibility in PON deployment and offers many benefits including the ability to serve sparsely populated areas in an efficient manner. The present Recommendation describes the necessary requirements for GPON to support the differential distance of 40 km.

History

| Edition | Recommendation | Approval | Study Group |
|---------|----------------|------------|-------------|
| 1.0 | ITU-T G.984.7 | 2010-07-29 | 15 |

Keywords

Differential distance, GPON, quiet window.

FOREWORD

The International Telecommunication Union (ITU) is the United Nations specialized agency in the field of telecommunications, information and communication technologies (ICTs). The ITU Telecommunication Standardization Sector (ITU-T) is a permanent organ of ITU. ITU-T is responsible for studying technical, operating and tariff questions and issuing Recommendations on them with a view to standardizing telecommunications on a worldwide basis.

The World Telecommunication Standardization Assembly (WTSA), which meets every four years, establishes the topics for study by the ITU-T study groups which, in turn, produce Recommendations on these topics.

The approval of ITU-T Recommendations is covered by the procedure laid down in WTSA Resolution 1.

In some areas of information technology which fall within ITU-T's purview, the necessary standards are prepared on a collaborative basis with ISO and IEC.

NOTE

In this Recommendation, the expression "Administration" is used for conciseness to indicate both a telecommunication administration and a recognized operating agency.

Compliance with this Recommendation is voluntary. However, the Recommendation may contain certain mandatory provisions (to ensure, e.g., interoperability or applicability) and compliance with the Recommendation is achieved when all of these mandatory provisions are met. The words "shall" or some other obligatory language such as "must" and the negative equivalents are used to express requirements. The use of such words does not suggest that compliance with the Recommendation is required of any party.

INTELLECTUAL PROPERTY RIGHTS

ITU draws attention to the possibility that the practice or implementation of this Recommendation may involve the use of a claimed Intellectual Property Right. ITU takes no position concerning the evidence, validity or applicability of claimed Intellectual Property Rights, whether asserted by ITU members or others outside of the Recommendation development process.

As of the date of approval of this Recommendation, ITU had not received notice of intellectual property, protected by patents, which may be required to implement this Recommendation. However, implementers are cautioned that this may not represent the latest information and are therefore strongly urged to consult the TSB patent database at <http://www.itu.int/ITU-T/ipr/>.

© ITU 2010

All rights reserved. No part of this publication may be reproduced, by any means whatsoever, without the prior written permission of ITU.

CONTENTS

| | Page |
|---|-------------|
| 1 Scope | 1 |
| 2 References..... | 1 |
| 3 Definitions | 1 |
| 4 Abbreviations and acronyms | 1 |
| 5 Conventions | 1 |
| 6 Overview | 2 |
| 7 Physical layer requirements | 4 |
| 7.1 Spectral width..... | 4 |
| 7.2 Attenuation range | 4 |
| 7.3 ODN topology | 4 |
| 8 GPON Transmission convergence layer requirements..... | 5 |
| 8.1 OLT side considerations..... | 5 |
| 8.2 ONU side considerations..... | 5 |

Recommendation ITU-T G.984.7

Gigabit-capable passive optical networks (GPON): Long reach

1 Scope

This Recommendation contains the set of G-PON physical media-dependent requirements and transmission convergence layer requirements that allow extending the maximum differential fibre distance of a G-PON system to 40 km versus the conventional 20 km differential fibre distance, as required by Recommendation ITU-T G.984.1. This Recommendation introduces additional capabilities to the ITU-T G.984-series Recommendations and does not replace other Recommendations in the series. The appropriate ITU-T G.984-series Recommendations should be selected for the intended application and distance requirements.

2 References

The following ITU-T Recommendations and other references contain provisions which, through reference in this text, constitute provisions of this Recommendation. At the time of publication, the editions indicated were valid. All Recommendations and other references are subject to revision; users of this Recommendation are therefore encouraged to investigate the possibility of applying the most recent edition of the Recommendations and other references listed below. A list of the currently valid ITU-T Recommendations is regularly published. The reference to a document within this Recommendation does not give it, as a stand-alone document, the status of a Recommendation.

- [ITU-T G.984.1] Recommendation ITU-T G.984.1 (2008), *Gigabit-capable passive optical networks (GPON): General Characteristics*.
- [ITU-T G.984.2] Recommendation ITU-T G.984.2 (2003), *Gigabit-capable Passive Optical Networks (GPON): Physical Media Dependent (PMD) layer specification*.
- [ITU-T G.984.3] Recommendation ITU-T G.984.3 (2008), *Gigabit-capable Passive Optical Networks (GPON): Transmission convergence layer specification*.

3 Definitions

This clause is intentionally left blank.

4 Abbreviations and acronyms

| | |
|-------|---|
| GPON | Gigabit-capable Passive Optical Network |
| ODN | Optical Distribution Network |
| OLT | Optical Line Terminal |
| ONU | Optical Network Unit |
| PLOAM | Physical Layer Operations, Administration and Maintenance |
| PON | Passive Optical Network |

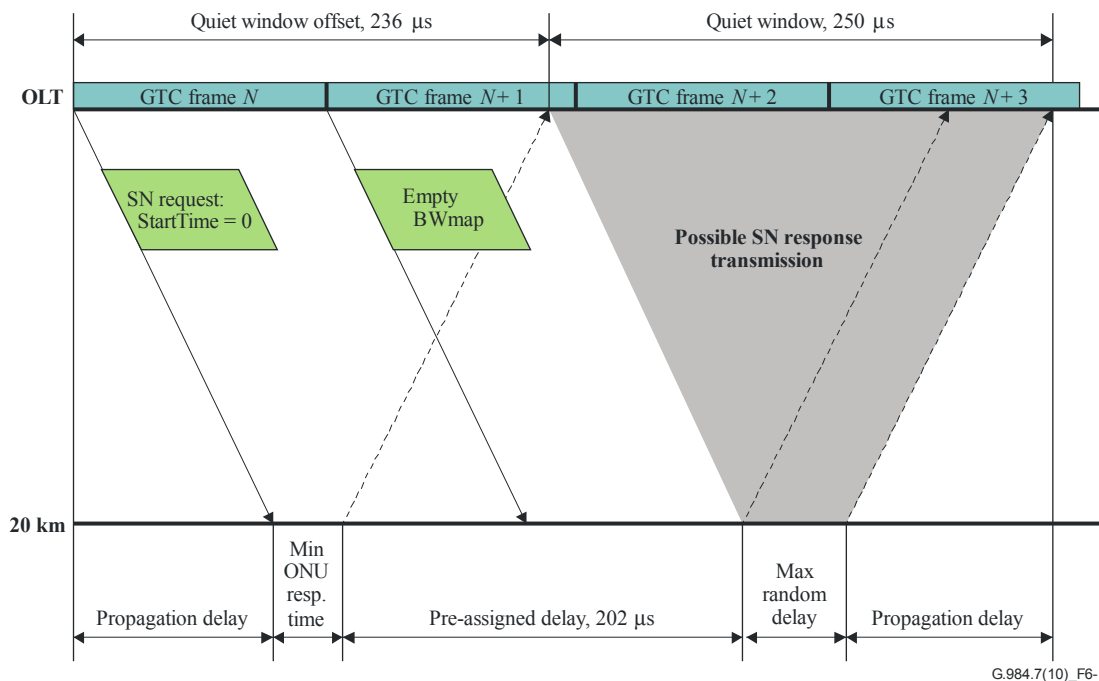
5 Conventions

This clause is intentionally left blank.

6 Overview

Figure 6-1 shows the construction of a quiet window for the serial number acquisition in the ITU-T G.984 GPON system, where all ONUs are within the 20 km fibre reach. The quiet window in this case must accommodate the 200 μs variation of the round-trip propagation delay (0 to 200 μs), the 2 μs variation of the ONU processing time (34 to 36 μs), and the 48 μs ONU random delay (0 to 48 μs) (see clause 10.4.2 of [ITU-T G.984.3]). Therefore, the minimum size of the quiet window is 250 μs .

For the sake of specificity, assume that the OLT does not start the quiet window construction until the transmission of the serial number request grant. (See clause 10.4.5 of [ITU-T G.984.3] for the discussion of the alternatives.) In this case, the OLT employs the pre-assigned delay, which is not less than the combined variation of round-trip propagation delay and ONU processing time (202 μs). The minimum offset of the quiet window at the OLT (i.e., the time to earliest arrival of the serial number response after transmission of a serial number request grant) can be determined as 236 μs , a sum of the pre-assigned delay and the minimum ONU response time.



G.984.7(10)_F6-1

Figure 6-1 – Construction of GPON quiet window with the 0 to 20 km distance range

Figure 6-2 shows the quiet window construction for serial number acquisition in a GPON system where the fibre distances of all ONUs vary between 20 km and 40 km. The maximum differential fibre distance is the same as in the example above, i.e., 20 km. Since ONU's design and protocol parameters depend on fibre distance only, through the maximum differential fibre distance, they too remain the same. The minimum quiet window size in this case is also 250 μs . On the other hand, the round-trip propagation delay now varies from 200 to 400 μs , and the minimum round-trip propagation contributes to the quiet window offset, which becomes 436 μs .

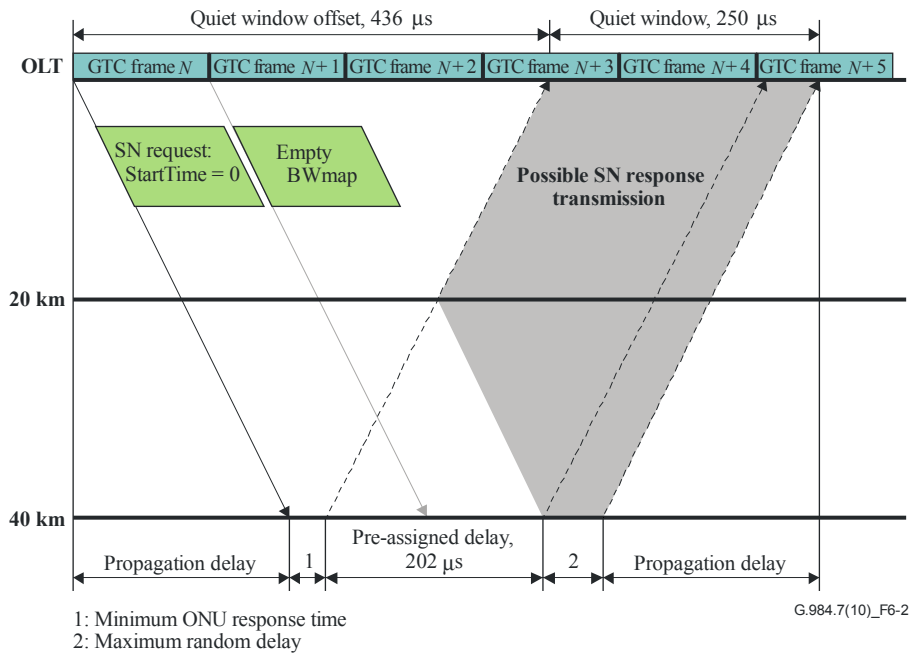


Figure 6-2 – Construction of GPON quiet window with the standard differential distance and 20 km to 40 km distance range

In a GPON system with extended differential reach (an EDR GPON system) the differential fibre distance is increased so that the ONUs could be placed anywhere between 0 and 40 km. This increases the variation of round-trip propagation delay to 400 μ s (ranging from 0 to 400 μ s). Therefore, the size of the quiet window that the OLT has to open for serial number acquisition in such a system, with other parameters being invariant, must be at least 450 μ s. Figure 6-3 shows the construction of the quiet window for EDR GPON. Following the pattern adopted earlier, the pre-assigned delay is assumed to be equal to the combined variation of round-trip propagation delay and ONU processing time, i.e., 402 μ s. The offset of the quiet window in this case is can be determined as 436 μ s.

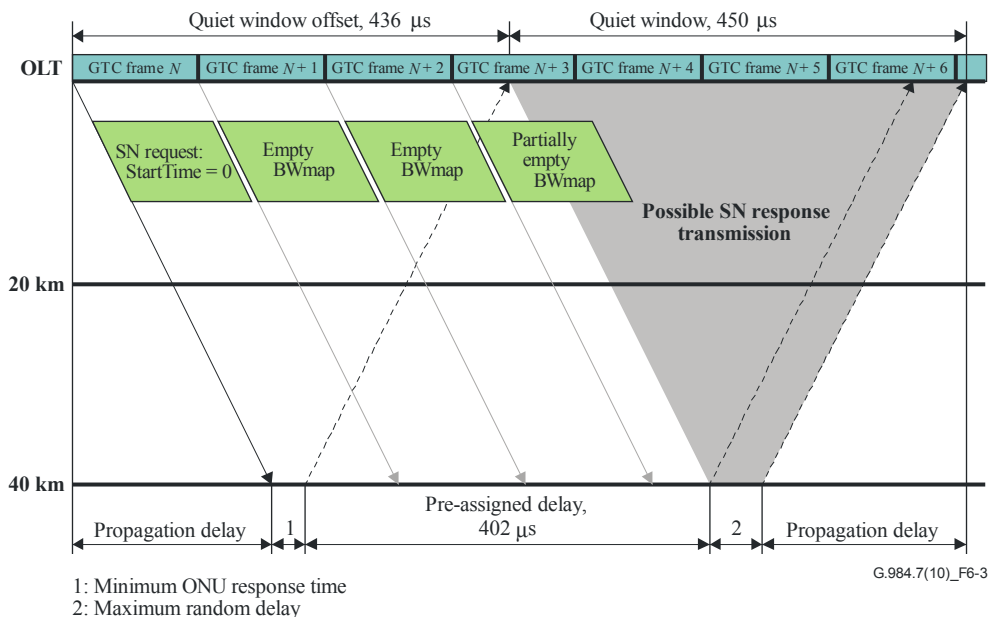


Figure 6-3 – Construction of GPON quiet window with proposed extended differential distance (0 to 40 km)

Note that serial number acquisition requires a broadcast PLOAM grant, and that multiple ONUs may attempt to respond. The random delay (0.48 μ s) helps to reduce the probability of collision. When the OLT opens a quiet window for ranging, it uses a unicast grant with no possibility of contention, so that the minimum quiet window sizes are 202 μ s for the case of the 20 km differential fibre distance case and 402 μ s for the 40 km differential fibre distance case.

7 Physical layer requirements

7.1 Spectral width

[ITU-T G.984.2] defines certain PMD specifications for the OLT and ONU. For a GPON system operating at 2488 Mbps downstream rate and 1244 Mbps upstream rate, the 20 dB spectral width was originally specified as 1 nm. In order to serve ONUs deployed 0-40 km, 20-60 km or at distances in between with a 40 km differential distance from the OLT, the OLT laser 20 dB spectral width needs to be less than or equal to 0.6 nm.

7.2 Attenuation range

An EDR GPON system shall employ the optical components and maintain the optical power levels consistent with one of the standard attenuation range classes: Class B+, Class C, and Class C+. It shall support the maximum fibre distance and the maximum differential fibre distance as specified in the following table.

Table 1 – Physical medium dependant layer parameters of ODN

| Attenuation class | Attenuation range, dB | Max physical reach, km | Max differential fibre distance, km |
|-------------------|-----------------------|------------------------|-------------------------------------|
| Class B+ | 13-28 | 40 | 40 |
| Class C | 15-30 | 40 | 40 |
| Class C+ | 17-32 | 60 | 40 |

7.3 ODN topology

The ODN shall be based on ITU-T G.652 fibre and shall possess the topology, including the location and degree of the power splitter and possible use of passive optical attenuators, to ensure that the minimum loss requirement is met for each ONU.

An ODN accommodating the differential fibre reach approaching 40 km may employ an unbalanced cascade of splitters, where the shortest fibre branches experience the highest degree of split. An example of a Class B+ ODN supporting 13-28 dB attenuation range with maximum physical reach of 40 km and differential fibre reach of 40 km is shown in Figure 2.1. In this example, the ONUs with shorter fibre distance experiences the higher degree of split than the remote ONUs. Specifically, assuming, in the first approximation, 3.5 dB attenuation per binary split and 0.4 dB per kilometre of fibre, one can obtain for the group of near ONUs the total attenuation of 17.5 dB and for the group of remote ONUs the total attenuation of 26.5 dB, both values being within the allowed window for the class.

Other topologies may be possible, provided the ODN meets the specifications given in [ITU-T G.984.2].

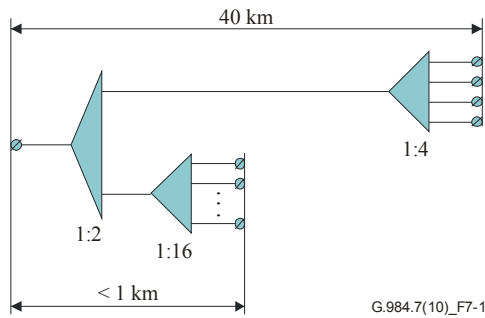


Figure 7-1 – An example of Class B+ ODN supporting the differential fibre reach of 40 km

8 GPON Transmission convergence layer requirements

8.1 OLT side considerations

At the serial number acquisition and ranging phases of the activation process, the OLT shall be able to create a quiet window appropriate for a 40 km differential fibre distance between the farthest and closest ONUs.

While the possibility to use narrow quiet windows based on the previous knowledge of ONU location is for further study, it should be noted that on the first ONU activation no a priori fibre distance information is available.

8.2 ONU side considerations

An ONU in an EDR GPON system has to provide enough buffering for the upstream traffic arriving at the ONU within the quiet window, which is approximately twice as large as in a conventional GPON system.

An ONU in an EDR GPON system shall support larger storage to accommodate twice as many BWmaps as a conventional GPON system.

SERIES OF ITU-T RECOMMENDATIONS

| | |
|-----------------|---|
| Series A | Organization of the work of ITU-T |
| Series D | General tariff principles |
| Series E | Overall network operation, telephone service, service operation and human factors |
| Series F | Non-telephone telecommunication services |
| Series G | Transmission systems and media, digital systems and networks |
| Series H | Audiovisual and multimedia systems |
| Series I | Integrated services digital network |
| Series J | Cable networks and transmission of television, sound programme and other multimedia signals |
| Series K | Protection against interference |
| Series L | Construction, installation and protection of cables and other elements of outside plant |
| Series M | Telecommunication management, including TMN and network maintenance |
| Series N | Maintenance: international sound programme and television transmission circuits |
| Series O | Specifications of measuring equipment |
| Series P | Terminals and subjective and objective assessment methods |
| Series Q | Switching and signalling |
| Series R | Telegraph transmission |
| Series S | Telegraph services terminal equipment |
| Series T | Terminals for telematic services |
| Series U | Telegraph switching |
| Series V | Data communication over the telephone network |
| Series X | Data networks, open system communications and security |
| Series Y | Global information infrastructure, Internet protocol aspects and next-generation networks |
| Series Z | Languages and general software aspects for telecommunication systems |